

# ODRC: Quick Stats



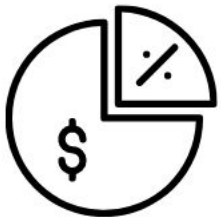
**28 prisons (3 female & 3 private)**

- Population: 43,551
- Female: 3,319
- Male: 40,232

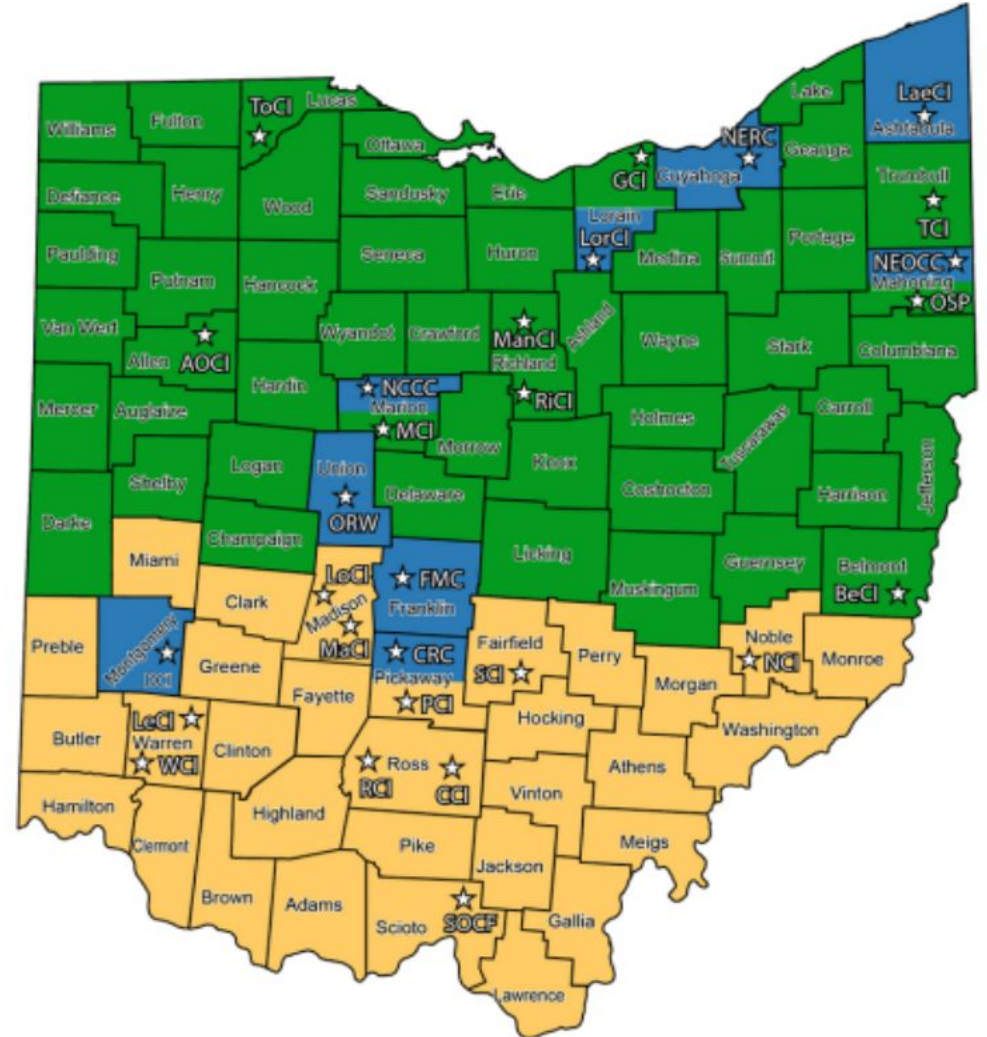


**11,058 staff members**

- 5,790 correction officers
- 544 parole officers



**Total budget for FY2023:  
\$2,160,139,177**



# ODRC 2022 YEAR-END RECOVERY SERVICES NEEDS

**MINIMAL NEED: 2,449 (5.6%)\***

**MODERATE NEED: 4,626 (10.6%)\***

**SEVERE NEED: 21,757 (49.9%)\***

**4,641**

**PERSONS DIAGNOSED WITH OPIOID USE DISORDER**

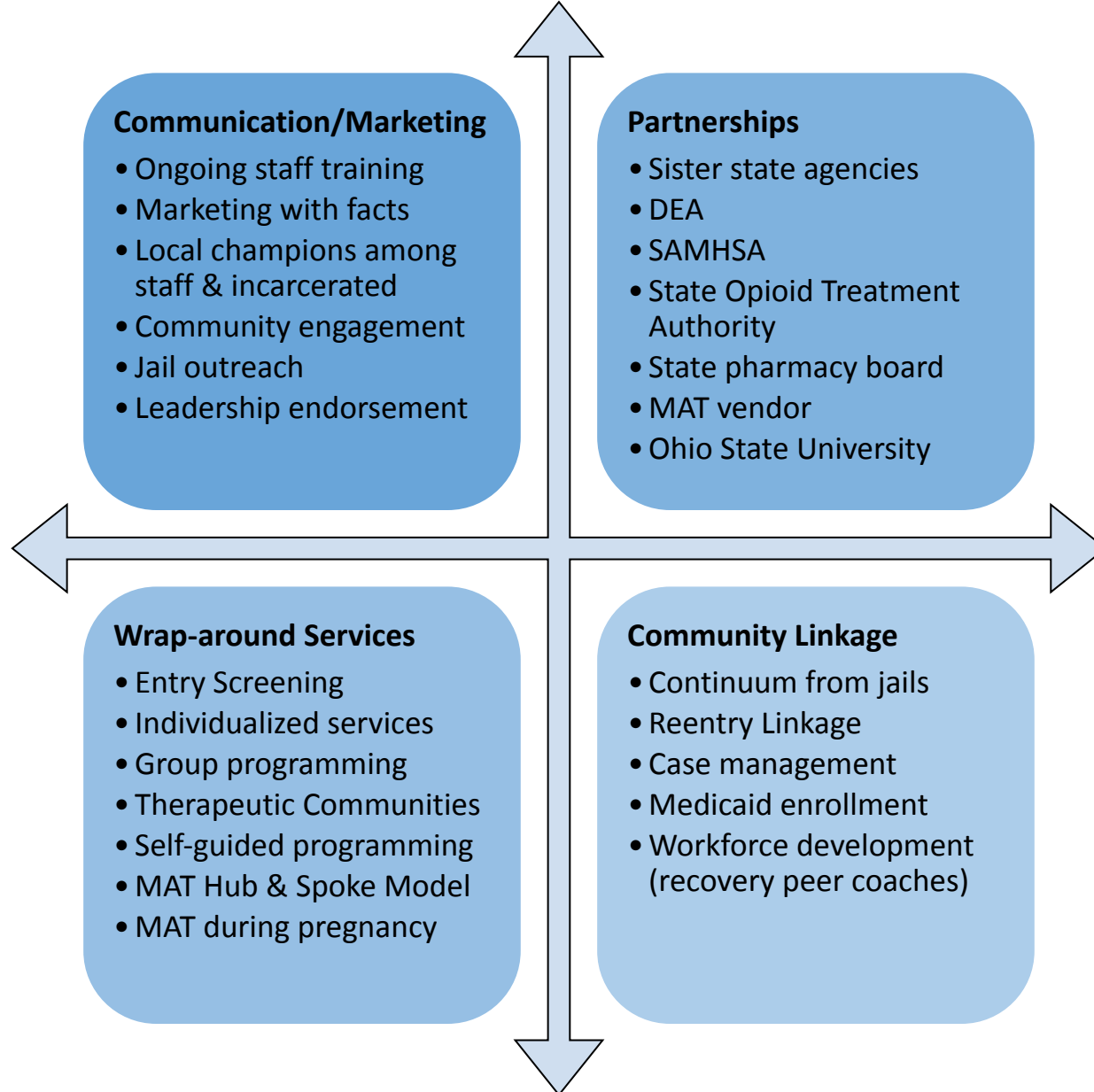
Based on Texas Christian University Screening Instrument-percentage of the total population



# Challenges to MAT for Corrections Systems

- Impact of social determinants of health on incarcerated persons
- Myths and stigma
- Sustainable funding
- Regulatory requirements
- Qualified staff to administer MAT
- Security concerns
- Continuum of care

# Effective Components of a Correctional MAT Model



## Future Steps

- Expand OTP hubs in ODRC
- Implement outcome measures
- Continue jail outreach
- Bolster reentry supports



# RecoveryOhio

## ADVISORY COUNCIL



- Chairwoman, Interim Director Aimee Shadwick, RecoveryOhio
- Vice Chairwoman, Director Lori Criss, Ohio Department of Mental Health & Addiction Services
- Vice Chairwoman, Director Annette Chambers-Smith, Ohio Department of Rehabilitation & Correction